

EXPRESSIVE GRAPHICS

Journal

March 2014 | Vol. 1 No. 1

activeintl.com



In This Issue...

FEATURES

- 04 CONTEMPORARY: Theo Dapore
- 06 TRADITIONAL: Charolette Fung Miller
- 10 TYPOGRAPHY: Lindsey Kellis Meredith

TECHNOLOGY


- 14 David Crowder Band
- 16 ASSEMBLY: Barbara Irwin

INNOVATION

- 18 COLOR: Gary Williams
- 28 What's Your Favorite Color?
- 24 COMPOSITION: Anne Ten Donkelaar

DISCUSSION BOARD

- 26 Color Manipulator: SolarActive International
- 28 NEW IDEA: Experimental
- 30 Innovate & Adapt: Flea Market Style



Letter from the Editor

Welcome! I have been delighted to share this new adventure with you. Expressive Graphics Journal was started right here at Rasmussen College as a class project. The objective was to use experimental methods observed from established artist who are already successful. Writing a journal about what we have learned has opened doors for trying something new. Thus, having a beautiful magazine covering all the latest topics from photography, music, traditional art, and apparel design.

As this is the very first issue, I have used my journaling as articles for your entertainment. All the articles are filled with pictures and easy to follow try-it-yourself guides, updates on the trendiest artists, and discussions about what to expect in the digital and print industry. Hope you enjoy!

Megan Colette
Editor in Chief

COVER PHOTO: IMAGE CREDIT: SolarActive International

Expressive Graphics Journal



This is the first issue! Look out for the next issue coming soon!

EDITOR
MEGAN COLETTE | CONTACT

ASSITANT EDITOR
CATHRINE MARIE | CONTACT

ADVERTISING/SALES
CAITIE ELIZABETH | CONTACT

MARKETING DIRECTOR
ELLEANNA LYN | CONTACT

CONTRIBUTING WRITER
JENNIFER NICOLE | CONTACT

CONTRIBUTING WRITER
MENA CHI | CONTACT

PHOTOGRAPHER
COURTNEY MORGAN | CONTACT

QUESTIONS & FEEDBACK
123 THIS STREET
CITY, STATE, ZIP

PHONE: 555-555-5555
WWW.EXPRESSIVEGRAPHICS.COM

THEO DAPORE EXPERIMENTAL ART

>> Megan Colette

In past times, we can appreciate how others have expressed their days of simplicity through influences such as Monet and Van Gogh or painful moments with artists Pablo Picasso and Rembrandt. Observing the works of impactful craftsmen, we can learn how artists of the present lifetime are merging traditional art with digital technology.

Designing contemporary art for the present period is innovation pushed to find new inspiration. Experimental methods are essential for expressing a common message in a fresh new way. These perspectives connect harmoniously by sharing the experience between artists and evolving generations.

One of the craftsmen of our time is contemporary artist, Theo Dapore, a 55-year-old resident of a suburb outside of Cleveland, in Elyria, Ohio. The subject matter that he offers is abstract landscapes, seascapes, and floral paintings. Acrylic and oil paint are used on hand stretched canvas. Non-traditional tools include custom made palette knives, plastic wrap, floor brooms, Styrofoam, wood, and finger painting. These methods are experimental because it is far from the rules of painting with paintbrushes or graphite pencils.

“Dapore leaps outside the box with extreme objects to

capture the results that are clearly a one of a kind.”

Most artwork is a triptych production that contains large brush strokes created with a very wide, three inch, brush, consistent light source, and blending wet paint for the smooth gradient effects. Rather than using a painter's palette bright colors are mixed directly onto the canvas.

Thousands of original abstract paintings sold both domestically and internationally the unique style is accomplished on a large scale, which pleases customers who are in need of big statement pieces. Although there are smaller sizes available, a large number of productions called triptychs measure as big as 96 inches wide and 8 inches high.

Anyone interested in ordering a production or consider a commission's painting can contact Theo Dapore via email: info@OriginalAbstractArt.NET, or visit the Dapore Studio, which is open Monday through Saturday (10am to 6pm) and Sunday (12pm to 6pm). For more information, visit his website at www.originalabstractart.net.



IMAGE CREDIT: Top, Bottom Right, and Bottom Left Images by Theo Dapore

CHARLOTTE FUNG MILLER SHARES HER HERITAGE THROUGH TRADITIONAL CHINESE ART

>> Megan Colette

Native to Chinatown of San Francisco, California Charlotte Fung Miller is a unique and charming artist who completely embraces her heritage in everything she does. It is important to share with others about who she is and where she comes from. Charlotte is a master at her craft with 9 years studying traditional Chinese Brush Painting and 7 years of Chinese Calligraphy under Lui-Sang Wong of San Francisco.



All original artwork are productions of classic and Chinese painting techniques applied to rice paper. They feature three primary categories Birds & Flowers, Animals, and Landscapes. Watercolor is a delight to many works, as transitions of color create illusions of shadows and depth. The use of color individualizes Charlotte's style.

Now residing in Mukwonago, Wisconsin, scenes of the Midwest have become new inspiration for experimenting applications in her craft. It is a new subject matter that pushes her reverence of peace and serenity of changing seasons.

"I will be able to share my heritage with others."

Experimentation takes place not only with painting techniques, but also with reproducing fine art through printmaking. There are two methods used for reproducing fine art called lithography and giclee printing.

Lithography works with oils and water so ink can be transferred to other materials using a flexible aluminum plate. In this case, Charlotte uses this method for limited edition works printed on art conservation, 100% acid-free paper. These lithographs can be matted, unmatted, or framed with matting.

Another printmaking method used for reproducing fine art is with Giclee printing. Unlike lithography, Giclee printing is a method using inkjet printers that preserves artwork. Computer generated reproductions are used with inkjet printers manufactured by Canon, Epson, and HP that spray pigmented inks to produce high quality prints. The long-lasting inks can preserve artwork as much as 100 years. This is great, because the inks maintain image quality without fading.

Charlotte can be seen at many arts & crafts shows throughout the Midwest. She has received many honors including TV appearances, best

FEATURES



of show, excellence, and distinction. Visit Charlotte's website at www.cfungmiller.com to see more artwork and request for commission work.



IMAGE CREDIT: Left and Right Images by Charlotte Fung Miller
IMAGE CREDIT: Right and Left Images by Charlotte Fung Miller



FEATURES

>> Megan Colette

Custom lettering is at the heart of any design. A sketch placed on drawing paper with the flicks, strokes, and scribbles of a pencil simultaneously reveals the identity in a brand, illustration, logo, and custom typography. Communicating with words is essential to connecting with an audience.

Consistent practice with traditional methods is equally important as using digital technology. Lindsey Kellis Meredith is a freelance designer who specializes in logo/identity, custom lettering, and illustration.



IMAGE CREDIT: Top, Bottom Right, and Bottom Left Images by Lindsey Kellis Meredith

Following in her father’s footsteps, she entered the design world with a passion for drawing and solving the most creative problems for diverse markets such as athletics, fashion apparel, toys, ministries, restaurants domestically and abroad.

Using her education and talents, Lindsey brings consistency to traditional methods of typography as she shares expertise with an emphasis that sketching first can be just as powerful as any editing programs. Where Photoshop or Illustrator can proudly show what they are made of, we must not forget hands-on techniques. In one tutorial called “Create a Chalkboard Effect.” We learn about the objectives for creating this effect includes digitizing the hand-drawn lettering, adding a clipping mask, level adjustments, and texture will make the effect realistic. Many concepts developed by Lindsey are sketched by hand, scanned into the computer, and then boost the artwork digitally.

In Illustrator we get a peak at Lindsey’s style. When she created the Vikings example it was important to keep points adjacent to one another within the peaks and valleys of each letter, because letters are built into multiple pieces to supply easy management later on when

it is time for more refining. Any aspiring artist can apply the same kinesthetic techniques in their own unique way!

Try It Out!

Start tracing the sketch with the pen tool—set to have a stroke with no fill. Once the tracing is complete, the shapes can be filled and the center areas can be popped out in letters such as A’s, K’s, G’s, and S’s using the pathfinder. A black fill is great for showing more inconsistencies and adjusting line-weight issues throughout the design. Finally, take a step back to look at areas that need tweaking—zoom in and out while looking for anything that doesn’t exactly meet up. Feel free to get finicky so that everything is well balanced and in the correct place. Complex sketches may need to be inked before digitizing the artwork. However, the process is the same with added refining.

Lindsey’s Designing Process:



Sketch.



Trace sketch.



Add Fill; Cut out holes; tweak so it’s more refined. Notice how the “S” needs adjusting.



Inked.



Illustrator Trace.



Final Production.

If you enjoyed learning about this work process, more great tips on hand-drawn lettering can be found online at www.link-creative.com. Find out new techniques and get involved with Lindsey’s blog and tutorials.





MUSIC REVIVALIST: DAVID CROWDER

>> Megan Colette

Music--a conversation where the experience is always new and refreshing welcomes the arrival of new sound called Folktronica, where church music meets technology has finally been born by innovation artist, David Crowder. Formerly leader of the popular Christian group, David Crowder Band has made their mission to reach out to people of modern day through edgy music. Their goal to inspire youth that it is awesome to sing praises to God. This movement has challenged that traditional ways have come and gone as the church uses old terminology for today's generation, which deters the younger generation from having any interest in church at all. David Crowder wants to change that. Introducing a new era in Christian music is one way he has done so, the new term presented is now church music.

Give Us Rest (A Requiem Mass in C [The

Happiest of All Keys]) is the final album created by the band. With thirty-three songs on two discs chosen to be significant to not be a part of this grand finale, the message is carried out with such precision it would have not have been as powerful without them. For example, I Am A Seed is a song that reflects the days of weeklong revival camps when it speaks of an amazing grace that God brings to a person who was once lost but now found.

Starting A New Chapter

After eleven wonderful years, David Crowder Band decided to start a new chapter. A year off from touring across the nation and around the world, Crowder starts a new journey with solo-single Neon Steeple (available February 2014). The new album feature noisemakers on a porch-like setting, the music is mixed with an old Americana-Country style that brings a fresh new

twist on all sorts of things. Crowder says music must be changed up all the time. It needs to be made a new experience each time a person listens to it.

Crowder continues experimenting with popular music trends. Acoustic pop/rock with DJ technology, funk and country all shake up the creative process. Albums already favorable to accomplish such success with technical experimentation include Remedy, Illuminate, Church Music, Can You Hear Us?, and of Course "Give Us Rest."

Through the use of modern technology, the industry has gradually made motion to get more involved. Crowder has been a great driving force to show the church that incorporating technology into their worship service will gravitate toward the youth. It has a serious role in worship.

"Reclaiming the arts is a step congregations alike can benefit as they pass the message to the next generation."

Education and finding inspirations on the use of laptops and cutting-edge, equipment churches can afford a renovated worship experience to fit any budget.

Finally, musicians can follow Crowder's lead as a step to making a career out of their talents. Studying success in Christian Music can challenge any genre. Everyone of any background can see Crowder as a composer of our time who takes risks. More mistakes will be made along the way, but if aspiring artists are willing to learn from their failures, success will always come.



BARBARA IRWIN GOES GREEN WITH RECYCLED ART

>> Megan Colette

There are many mediums that artists use for custom productions. There are artists, who use paintbrushes, pencils, software, fabrics...the list goes on, and on, but the most interesting artist is commonly found in your own backyard. For nearly thirty years, Barbara Irwin is an assembly artist who often made unique collages and renovated gifts for family, friends, birthdays, and home décor. It wasn't until her forty's when her work is recognized.

With an associate's degree of art, an

undergraduate degree in interior design, and a Montessori teaching certificate, Ms. Irwin is a self-taught assembly artist. A trip to Hawaii was the start of a new journey, as a neighboring friend asked to purchase a collage hanging on a wall in Irwin's home. A recycle-art exhibition was coming to the area, and so she was asked to submit a piece for the opening show.

"Whether I'm pulling weeds in my garden, cooking a meal, or creating a piece of

art, I approach it all in an artistic and artful way."

Photography is a way of seeing the world as the artist's sees it, yet found objects is about seeing castaway treasures that can be transformed into playful objects, shapes, textures, patterns, and colors. An opened eye on what can become a new transformation is a great way to recycle, repurpose, and reuse.

Irwin's art is experimental, because no pre-planning is involved in putting together sculptures—it all spontaneously emerges from wherever her imagination goes. Interiors of dolls' heads, abstract spiritual pieces, extraordinary lamps with hidden treasures, and garden features all find new and different ways to expose their true beauty and uniqueness. Pulling weeds from the garden, cooking, and creating new art her artisan skills are deeply rooted. The goal of her art is to help others see things in a new life.



"I love inviting people to my home... it's like a hidden treasure!"

Sometimes they are invited into her home studio. Although it is rather boring on in outside, it is a wonder world of creativity. Many times guests leave wanting to create, clean and organize their living space, or both. People throughout the community who refer their old items as junk are often left at Irwin's doorstep.

The greatest lesson taken from Irwin is she started her art at an unexpected age. Being in the right place at the right time, around the right people made the connections that changed her life doing one thing that she loved doing even if it meant it was not earning a living. A mentality like that emphasizes what a person was destined to do something greatly powerful.

More of Barbara Irwin's craft can be found on her website (<http://foundobjectart.com/>).

What Happens When Curiosity Driven Minds Conquers the Fear of Trying New Things





IMAGE CREDIT: Left and Right Images by Lindsey Kellis Meredith

Interaction—captivating a reaction between two languages in an influential affect one another through ongoing gravitation or electromagnetic happiness. It's the flattery of finding the one thing that speaks to your heart for that perfect place in your house, bedroom, or compliments your personality. Remember the Pier One commercials. That must have item is out there waiting.

This interactive artist offers that happiness when she begun selling and sharing art six years ago. Angelina Vick is a Marine veteran who has a profound appreciation for nature's beauty and diverse lifestyles across America, subject matter

become experiments with acrylic, photography, mixed media, and digital arts.

Vick covers every subject available as long as it is abstract, bright bold colors, and fits perfectly in a local business or adds that compliment on the walls of a home. Interior design has been a customer choice when it comes to Vick's artwork. Throughout Colorado, original artwork can be seen at such places as Hapa Sushi in downtown Denver, Nixon's Coffee House, and Littleton Café. Awarded for Best of Houzz reveals the most outstanding mixed media fine art, the annual survey and analysis of 16 million monthly users for the top-rated



building, remodeling and design is voted based on customer satisfaction and client's choice for most interesting design.

To show how her paintings work, here is an example of an original painting priced at \$675. That's 75 cents per square inch, plus shipping. Dominant colors are listed so that buyers can easily match it to the palette in their home or business. All artwork is purchased and commissioned directly through Vick. Photography, acrylic, and digital painting make up this composition called, Helix. Original paintings range from \$240-2,025.

Vick seriously tries every subject possible from patriotic themes to silhouette art, animal media, portraits, triptychs, art collages, 3D art, photography, spiritual and faith, dedicated words—typography. Currently residing in Colorado, Vick lives happily with her husband beautiful children. Dive deeper into the curious mind of Angelina Vick, on her website <http://angelina-vick.artistwebsites.com/index.html> to request more information regarding her amazing anything, but common art.

It is powerful to know it has been only a few years since her work has blossomed. We all can take the things we really love and practice it all the time, day and night. Be brave in what you are willing to accomplish. Do not



be afraid to break the rules, because they wouldn't be necessary to abide by if they're not broken. Once they are shattered, we can make something wonderful spectacular.





© Gary Williams

>> Megan Colette

Red, yellow, black, and white everything is precious in color as it theorizes every aspect of life that are logical and useful: color defines how concepts are seen, as our eyes align with strong communication surrounding us. Color relates to us in marketing, vision, science, symbolism, and the body.

In the arts, Sir Isaac Newton developed the color wheel, a diagram scientists and artists

use and study to create productions that show balance and harmony. There are three color wheels that make all the color combinations available: primary colors, secondary colors, triadic colors that create the basic colors. Every color in between is based on mixing hues to create varying shades. The use of these color wheels are arranged in such a way a visual experience is delightful to the eye.

Since color is all about seeing, photographer Gary Williams amplifies the use of color to the extreme capturing incredible compositions. Williams travels all along the west coast—California, Oregon, Alaska, and Oregon. Extreme color is what pushes these photos to become their absolute best. From monochromatic schemes to a complimentary theme, the slightest enhancements from a photo editor like Photoshop truly make these images

speak for themselves.

On William's blog, each picture worthy of sharing with the public have a brief description of how the compositions came together. Some experimental work includes motion blurs, animals, landscapes, and iconic festivals that occur throughout the United States.


Here are a few examples. The first is a part of the motion blur collection, a series of floral compositions made by a slow shutter speed. Zooming in and out, moving from side to side, and up and down all while the shutter is open gratifies such results.

The next photo is at the New Mexico's hot air balloon festival. Williams visited the expedition before dawn. The lighting of the balloons was a quick capture. They have propane burners which means there were only several seconds before taking the shot (a 1/50th a second), so Williams set the f/stop to 1.8 and an ISO of 800. The contrast of the dark sky and the glowing color of balloons were very dramatic and so worth waiting for!

Find the balance and live in the present moment. Photography is one design medium Williams uses for meditation in this chaotic world. Taking a moment to look at the world around us lays true beauty for all to see right before our eyes. More wonderful examples can be seen online <http://www.garywilliamsphoto.com/index.php> or <http://garywilliamsphoto.com/blog/>. Gary Williams is a resident of Monterey County, California where he lives and photographs with his loving family and friends.



IMAGE CREDIT: Images by Gary Williams



What's Your Favorite Color?

>> Megan Colette

My favorite color is blue. Comparing blue to any other color from the darkest blue to the lightest blue this is the only color that is pretty no matter what shade it is in. There is a strong calming sensation when I look at blue. For one, it is the color of water and sky. It expresses security, trust, spirituality, and tranquility. Blue can also be very powerful. For example, the darker the water is the deeper it is. The blue is the hottest part of a flame. Blue is one of three primary colors. It creates green when mixed with yellow, and purple when mixed with red.

Even though I do not like

red or yellow, they make the secondary colors that I like: green and purple.

Sometimes we have to undertake the things we do not like to get the things we do like.

Green, purple, and blue are cool colors that represent cool temperatures, calm temperament, and serenity. Green is successful because it is the color of money, energy, and nature where as purple is notary for education and royalty. Put these colors together it is full of authority, meekness, and honor.





IMAGE CREDIT: Right and Left Images by Megan Colette



My least favorite color will have to be pink. Pink is known as a tint mixed with white and red. In comparison to blue pink is zero to none! The range of shades is bright as bubble gum and pale as skin. To use pink in a composition with blue would have to be adjusted to a dark/bright pink. Mixing pink with blue creates berry colors, which have a warming effect. Mixing pink with yellow creates salmon colors or orange-based colors. It could trigger a child-like emotion, as it is fluffy and soft. Pink is a pale red, and I do not like red. Pink washes out my features and just does nothing to benefit me. For me to wear red, it must be dark. I like dark bold colors.

The composition was challenging because the color combination is not one that works harmoniously for me. It was hard to think of how to work with the colors, so after several attempts the emotion of the bittersweet relationship between them resulted in abstract triangles arranged in a careless way. The tool used for this composition was the pen in Photoshop. Variations in tints and shades made it interesting to look at, because the eyes create

illusions of blending colors. Overall, I am pleased on the outcome.



Composition: Anne Ten Donkelaar

>> Megan Colette

A woman who has a reconstructive passion for putting all the broken pieces together thoughtfully for living organisms, Anne Ten Donkelaar is a true engineer, observing new systems that elevate any object's performance, especially if they are meant to fly. Anything in nature such as twigs, small insects, and flowers are implemented with humanistic materials including thread, pins, and maps. Each material tells the story of where the object has been.

Utilitarian workspace is where inspiration is found; Anne works with some of the most delicate creatures: butterflies. Creative experimentation pushes out-of-the-box solutions to the most common problems of broken wings, lost bodies, or antennas that have been unfortunately amputated. Anne doctors up these creatures with prosthetics that increase mobility in the new life. One example is when a butterfly loses its wing, yet it is reconstructed with thread and pins. Another similar butterfly also loses its ability to fly, yet Anne creates new "wings"—a parachute and a propeller.



Flowers

Flower construction is another experimental process where storytelling about imaginary planets that shower flowers in ways no one has ever seen before. Imagine walking through a field of "elevated flowers," pressed flowers. Cut out pictures become three-dimensional from precisely placed pins, which profoundly adds depth.

Jewelry

As if Anne's artesian skills have not inspired you, take a look at the jewelry pieces created from charms in nature. Phenomenal artifacts have made special necklaces, earrings, bracelets and the like for a one of a kind set. Netherland companies, Bumblebee Co. and Wittenoord cater Anne's success. Currently located in Utrecht, The Netherlands the world around Anne exuberates what life is in her craft. Observing the artifacts up close turns up the

level on powerful creativeness inventing stories of how they once lived, as well as give objects new life.

Visit Anne on the web for more beautiful inventions (<http://anneten.nl/>), send an email, or even call her about purchasing artwork.



Color Manipulator: SolarActive International

>> Megan Colette

With well over 50 years in color promotion, they have also been a helping hand in the promotion and apparel industry with the best retailers around including Disney, Hasbro, Calvin Klein, NASA, Kelloggs, and many other manufactures worldwide. Among the fantastic promotional materials, SolarActive International continues to impact our world with UV color changing technology covering all the bases that meet everyone's needs. SolarActive International is the world largest powerhouse for manipulating color and manufacturing company located in California supplying Ruby Wing Nail Polish, Screen Print Inks and Heat Press Transfers, Jewelry, and raw materials.

Have you ever wanted a fingernail polish that changes color with whatever you are wearing, wherever, or whenever you go inside or outside? SolarActive International has managed a ginormous, an unbelievable, and affordable technology breakthrough with the most cutting edge fingernail polish in beauty and fashion. Introducing Ruby Wings it is like having two of your favorite colors in a single bottle. For only \$10 and UV active technology, it changes from one shade indoors to another outdoors instantly! Take a look the hottest collections:

New Fall Collection Scented Color Changing Cupcakes & Champagne

include six different colors that smell like cinnamon, chocolate mousse, rose, strawberry shortcake, and sweet cream.



Festival Paint Summer Collection (Neon colors)

Green Peace, Summer Love, Groupie, Crowd, Surf, Eternal, Electric Firefly,



Spring Garden Collection Now Scented!

Sunflower, Cut Grass, Poppy, Peony, Fresh Linen, and Lily



Original Collection

Birdie, Fate, Cypress, Desert Valley, Eclipse, Festival, Gypsy, Horizon, Lagoon, Meadow, Mystic, Myth, Sweet Rose, Tide, Moonstone, Wildflower, Sand Dune, and Zen Garden

Ruby Wings has been spotted in such mainstream fashion magazines all over the world as US Weekly, ELLE, People, USA Today, Cosmopolitan, New York Post, and Vogue. All of the UV color changing products are thoroughly tested by FDA and is completely environmentally safe.

SolarActive International offers the greatest experience when it comes to color. Best of all, the fingernail is 100% American made. All of the manufacturing distributes from the SolarClub factory to New York where large stores can order them domestically and internationally.



Screen Print Inks And Heat Press Transfers

Another way SolarActive manipulates color is with screen-printing and heat press printing. With screen-printing, the color changing techniques are mixed in plastisol print ink, which are then placed on tee shirts, toys, plastics, sprays, fabrics, lace, and heat transfers. SolarActive manufactures screen print inks, iron on transfer inks, and heat press inks perfect for printing on shirts and other apparel. Regardless of the weather, it is guaranteed colors will change.

Screen Prints: Choose up to 35 colors in plastisol textile inks, perfect for tee shirts and apparel.

Heat Press: Four color-process ink or spot color.

In addition to submitting custom designs, there are several pre-made designs ready to magnify its magic. All fabrics with this ink are non-toxic and contain no lead. It's 100% safe. Inks on apparel wear and tear well over time without fading or burning.

Hobbies & Crafts

Threads. Beads. Butterfly appliqué, oh my! Other color manipulation includes materials used in hobbies and crafts. Whatever creative project you have in mind will be a pure winner on Pinterest, as well as the children, because products are very reasonable: beads starting at \$7.95 and embroidery threads (\$10.95) that changes from white to purple, white to green, white to orange, and then some!



>> Megan Colette

One Experimental Idea

Exercising the creative process takes all the child-like behaviors and put them into practice. From exaggerated dragons turning into butterflies after they have eaten skittles is imaginary, yet they all have some amusement in developing interesting ideas for what the future brings. Predictions for a digital world, we embrace human cyborgs, electronic machines create unheard or seen experiences. Exploring new technology will make our imaginations tell a true story.

One idea that would be interesting to a have in a digital environment is an app, website, or program that is able to research images uploaded or scanned into the computer to be reviewed. If a person has a picture and wants to know more about it but has not a clue of where to start searching, the image could be a piece of information that the computer can review. It works in reverse of the modern search engines. The use of keywords would be replaced with an image. Even though there is a library for images that are hosted by search engines, there is not a way to find more about the image without having some known knowledge.

This new tool can help people who want to know more about a picture.

For example, a person who is unfamiliar Monet and had a painting. The artwork can be sent through the new search engine and there, they can find information related to it. It would bring clarity that, that picture is indeed a Monet production. An old family picture can be searched so that people can learn about their ancestors. It would bring a new approach to finding out what we did not know before. With matching keywords to pictures it is a technology that will make finding resources easier. They already have Instagram for pictures, so it is on the way to making an imagery search engine possible.

IMAGE CREDIT: Right and Left Images by SolarActive International

A photographic search engine would be a great benefit to digital experimentation, as it shows designers of all levels what others are doing. Visual learning will be at an all time high as they can study what others have done. The image will process like a security device scanning a handprint, eye color, and some other identification method. The search engine identifies by reading encrypted data in the image. Money has small stripes that are capable of tracing it wherever it goes.

There are many approaches that work with displaying images. Finding the right one as it relates to the written information about the image is important in an ever-changing world. We need information quickly, and this is a way to speed up the searching process. It will save time and money professionally. Work with child-like thinking and logical reasoning is ingredients this recipe requires for awesome innovations.

Innovate & Adapt Flea Market Style

Met KiAnn Nassauer, the Martha Stewart of flea market junkers! This woman is inspired about bridging old things to a modernized society. She connects with others who share the same passion for all things vintage. Over the years, Nassauer has brought clever ideas that are innovative, adaptable, and a one-of-a-kind conversation piece. With Nassauer, all the connections for sharing, discovering, and do-it-yourself projects make up authenticity of recycling using five easy steps: Go, Read, Be, Get, and Shop.

GO...here: Junk Bonanza, an all get out flea market located in Shakopee, MN, nearly 200 vendors gather with all their sharable finds of repurposed items. Celebrating 9 years has made a remarkable union at Canterbury Park for some of the nation's biggest sellers.

Read...This: Flea Market Style and Flea Market Style Decorating are two publications that deepen the network of dealers nationwide. Editor and author, Naussauer makes it easy to

showcase how-to projects, décor and design, and shopping details for all fans that are environmentally cautious.

Be...Adventurous. FleaQuest, an online directory for finding all the best stuff including road trips, antiques shops, antique shows, and so much more.

Get...Connected. Findings and new discover of do-it-yourself projects can be found in one location with Junk Revolution, a network for junk lovers who want to be apart of an adventurous community.

Shop...Online: A collection of exclusive designs solely for the Junk Lovers, as well as unique collections is delights to the most inspirational junker.

Flea Market Style is a complete Do-It-Yourself activity magazine that will make home décor strike charming stances using every day-salvaged material. Its like having homemade goods to go along with those oh, so good meals. The flea



market style is published twice a year. The other publication Flea Market Style Decorating is a special magazine that features home editions and all the great recourses for finding the best flea markets and antique vendors.

Flea Market Weddings is one more feature that KiAnne uses innovation and adaptation when the saying goes: some things old, and some things borrowed. It rebirths new life—a timeless style that are built around the memories brings joy to exclusive planning from the dinner rehearsal to



the grand march. There are extraordinary tips for having your big day on a budget.

A community of the things of old can be greatly honored that is intact with memories passed down from families and friends who share the treasures of a vintage lifestyle. Why spend thousands of dollars when the same charm can be found right in the styled goods others call junk! Turn trash into memorable treasures is really a great thing.



DISCUSSION BOARD




Rise Festival is one of the world's largest line-up for major street and urban artists made its debut in Christchurch, New Zealand for the very first time this year. Cover over 1,000 square meters of unique street artists who go beyond the museum halls will have transformed walls throughout the neighborhood. As the best street artists locally and international display their many talents at the Rise—Oi You! event is currently being hosted at Canterbury Museum. Best of all, it's completely free to the public!

One artist who is known for South American texturing and flowing lines, often symmetrical, depicts feelings of survival and mystery. The mix of triangles and eyes make up monster like characters. His art has the most prolific and distinctive craftsman found throughout Australia, Germany, Hong Kong, the US, and the UK. Australian native, Beastman meets up with Somerset House in Taikoo Place, Hong Kong bringing out the most intricate pieces of wall art enjoyed by all. Beastman participated with other artists such as Cannonball Press (USA), Cyrcle (USA), Meggs (AUSTRALIA), Rone (AUSTRALIA), Vhils (PORTUGAL), and Victor

Ash (DENMARK).

These unique people can be appreciated as they work together achieving new ways to make their audience stop, even for a few moments. The art



process involves sporadic movements about the canvas, first marking where the out lines will go, than building on top of each layer with bold colors, geometric shapes and eyes. Going from side to side provides time to see where and how progress is coming. Colors are made to stand out with carefully traced lines. Variant color adds dimension.

Working with many people means finding a middle ground to get the job done.

When people know how to respect each other without knowing one another while creating wonderful art brings out the uniqueness of what makes each person valuable. Collaboration supports communication how to create a solid composition so that each artist making each style functional.

Harmony is defined by long hours that go into projects like this. Artists learn about one another in great lengths with short tempers, exhausting



days and nights, as well as moments of complete chaos and spontaneity. At the celebration of the open show, people are ecstatic to see what everyone has accomplished in such a short time.

DISCUSSION BOARD



YouTube also has a number of collaborative art done by Beastmen and his team members.

The Making of 'The Wall' features Beastman turn a Hardwire office into some serious artwork makes it an outstanding workplace.

Neon Golden-Hong Kong brings their art to the Central and Western District of Hong Kong. Beastman collaborates with the Australian creative group, The Hours. Hosted on Vimeo, the artists paint the as many buildings of Hong Kong as possible.

Visit Beastmen at one of this year's exhibitions listed on his website, www.beastmen.com.au/ and find him on Facebook.

